


SL

280-350



Produttori automatici di ghiaccio in cubetti - sistema a spruzzo.

Il cubetto rispecchia tutta la qualità NTF®: è freddo, cristallino e di elevata compattezza.

Perfetti per quei locali con grosse necessità di ghiaccio in ristrette fasce orarie. I cubetti cadono già pronti nel contenitore di raccolta.

Automatic ice cubes dispensers - sprayer system.

The cube reflects absolute NTF® quality: it is cold, crystalline and highly compact.

Perfect for places that require large amounts of ice during specific hours of the day.

The cubes automatically fall into the collection tray, and are ready for use.

Producteurs automatiques de glaçons - système à pulvérisation.

Le glaçon reflète tout la qualité NTF®: il est froid, cristallin et de très grande compacité.


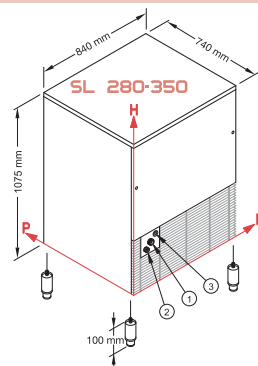
Parfaits pour ces établissements ayant de gros besoins en glace pendant les tranches horaires limitées. Les glaçons tombent déjà prêts dans le bac de récupération.



280-350



SL 280-350



SL 280

Descrizione/Description/Description	L	H
1 Ingresso acqua Water inlet/Prise d'eau	141	290
2 Scarico acqua Water Outlet/Sortie d'eau	79	245
3 Connessione elettrica Electrical Connection/Branchement Electrique	186	326

SL 350

Descrizione/Description/Description	L	H
1 Ingresso acqua Water inlet/Prise d'eau	141	290
2 Scarico acqua Water Outlet/Sortie d'eau	79	245
3 Connessione elettrica Electrical Connection/Branchement Electrique	186	326

SL 280

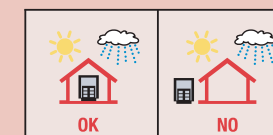
SL 350

Produzione fino a Production up to Production maximale	Kg 130/24 H	Kg 155/24 H
Condensazione Condensing Condensation	A/W	A/W
Refrigerante Refrigerant Réfrigérant	R 404 A	R 404 A
Entrata acqua Water inlet Arrivée d'eau	ø 3/4"	ø 3/4"
Scarico acqua Drain Evacuation d'eau	ø mm 24	ø mm 24
Peso netto-lordo Net-gross weight Poids net-brut	Kg 113/133	Kg 118/138
Dimensioni con imballo Sizes with packaging Dimension avec emballage	880x785x1245	880x785x1245
Potenza Power Puissance	W 1050	W 1400
Tensione standard Standard voltage Voltage standard	220-240 - 50Hz - 1	220-240 - 50Hz - 1
Capacità contenitore Bin capacity Capacité de stockage	Kg 65	Kg 65
Consumo acqua Water consumption Consommation d'eau	I/Kg A=2,8 W=15,3	I/Kg A=2,6 W=13
Tipo di cubetto Kind of cube Type de glaçon	S-M-L-E-B	S-M-L-E-B

Condizioni / Conditions / Conditions



Watt + 43°C (230/1/50)



			V	
Minimum	+10°C	+3°C	-10%	1bar (14psi)
Maximum	+43°C	+32°C	+10%	6bar (84psi)



N.T.F.
NUOVE TECNOLOGIE DEL FREDDO S.R.L.
Via dell'Industria 10, scala B
20020 Villa Cortese, Milano